

STARCRAFT

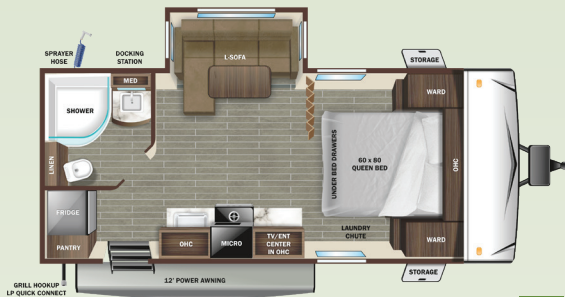
# Peer into the Pines



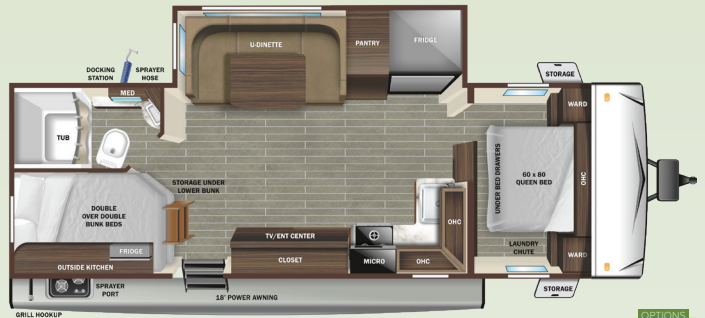
***SUPER LITE***  
2023 Travel Trailers



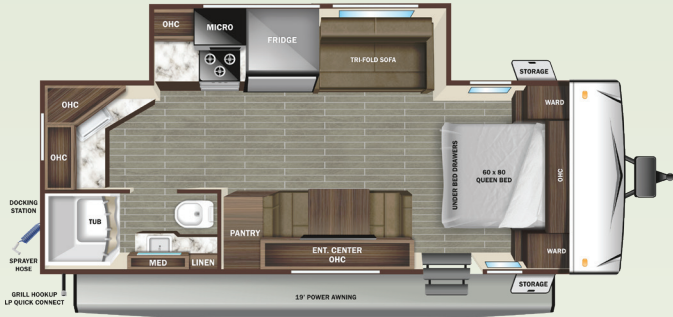
2023 Super Lite 212FB



**212FB** OPTION A



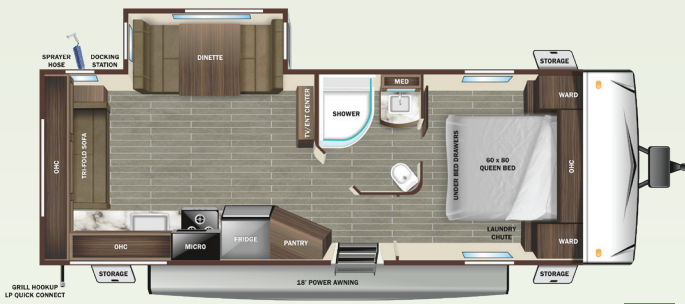
**241BH** OPTIONS B & C



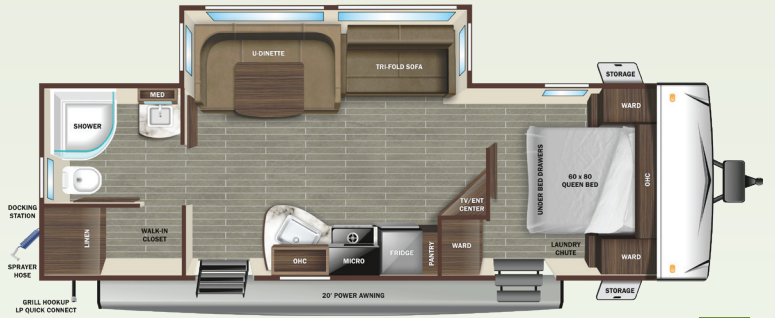
**225CK** OPTIONS A, B & C



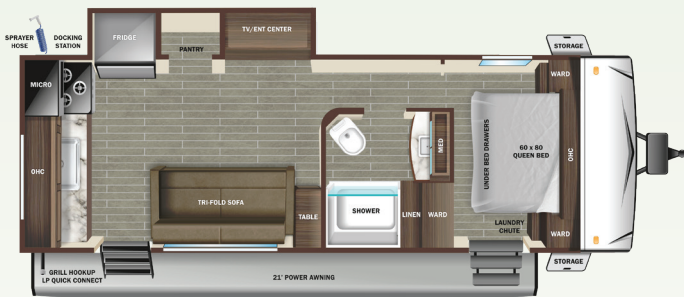
**261BH** OPTIONS A, B & C



**242RL** OPTIONS A, B & C



**252RB** OPTIONS A, B & C



**232MD** OPTION A



**262RL** OPTIONS A, B & C

## SUPER LITE OPTIONS



THEATER SEAT OPTION




TABLE & CHAIRS OPTION




TABLE & CHAIRS/BENCH OPTION



Go the distance with our **3-Year Limited Structural Warranty** plus a 1-Year Limited Manufacturer's Warranty—freedom from worry is your best travel companion.

Optional 8 cu. ft. gas/electric refrigerator (available on all floorplans shown)

## STANDARD INTERIOR EQUIPMENT

- 60" x 80" residential queen bed with storage drawers below
- 75 lb. ball bearing drawer guides
- 81" interior height
- Cable and satellite prep
- Electrical outlets and USB ports in master bedroom
- Flush floor slides with residential vinyl flooring
- Hardwood cabinet doors
- Kitchen sink covers
- Laundry chute in bedroom
- LED interior lighting
- Medicine cabinet
- Powered 12V bathroom vent
- Range hood
- Residential high-rise faucet
- Roller blackout night shades
- Soft closing foot flush toilet
- Stainless steel single basin under-mount kitchen sink
- Tri-fold sofa (select models)

## STANDARD EXTERIOR EQUIPMENT

- 5/8" main floor decking
- Door side spray port
- Exterior grill/griddle quick connect port
- Flexible LP lines
- Foldable grab handle
- Fully-walkable roof
- In-frame battery rack
- Magnetic baggage door catches
- Oversized pass-through storage with motion lighting

- PVC roofing membrane (limited lifetime warranty)
- Rain guttering with molded drip spouts
- Rear observation camera prep
- Safety bumper with drain hose carrier and end caps
- Self-adjusting electric brakes
- Side camera prep marker lights
- Solid swing-down entry steps
- Thermal Seal- enclosed, insulated and heated underbelly with fully insulated roof with a PVC roofing membrane
- Tinted safety-glass windows throughout
- TuffShell™ - vacuum bonded laminated construction, reinforced with heavy-duty fiberglass and welded aluminum frames

## CUSTOMER CONVENIENCE PACKAGE (Mandatory)

- 15,000 BTU roof mounted A/C
- 2-30 lb. LP bottles
- 3-burner range with 17" oven and flush mount glass cover
- 10 cu. ft. 12V refrigerator
- Dome style digital TV antenna with Wi-Fi prep
- Enclosed exterior docking station with black tank flush
- Entrance door with screen door, window and magnet door catch
- EZ-store detachable cord
- Gas/electric water heater
- JBL® Aura Cube stereo with Bluetooth® and miZONE™ technology
- JBL® Premium indoor and outdoor multizone speakers

- Microwave
- Molded front cap with LED lighting and stoneguard protection
- Nitrogen filled radial tires with aluminum rims
- Pop up wireless and USB charger in bedroom
- Power awning with LED lighting
- Power tongue jack
- Pressed membrane countertops
- Rear roof access ladder
- Smart HDTV

## OPTIONS

- Xtend Solar I Package (200 watt solar panel with 30 amp solar controller)
- Xtend Solar II Package (2-200 watt solar panels with 30 amp solar controller and 1800 watt inverter)
- 50 amp service with 2nd A/C (232MD, 252RB, 262RL, 282RL)
- 8 cu. ft. gas/electric residential refrigerator
- Wi-Fi router
- Electric stabilizer jacks
- Theater seating ipo L-sofa (212FB)
- Theater seating ipo tri-fold sofa (N/A 241BH)
- Free standing table with 2 chairs and bench (N/A 212FB, 232MD)
- Free standing table with 4 chairs (N/A 212FB, 232MD)

## SPECIFICATIONS

(May Include Estimated Values)

	212FB	225CK	242RL	232MD**	241BH	261BH	252RB	262RL
Unloaded Vehicle Weight (lbs.)	4,880	5,090	5,460	5,345	5,685	5,845	6,155	6,015
Dry Hitch Weight (lbs.)	505	550	655	605	670	840	715	830
Gross Vehicle Weight Rating (GVWR)	6,400	6,500	7,000	7,000	7,400	7,500	7,500	7,250
Cargo (Gross)	1,520	1,410	1,540	1,655	1,715	1,655	1,345	1,235
Exterior Length	23' 3"	27' 4"	28' 10"	29' 9"	29' 8"	30' 8"	30' 9"	31' 7"
Exterior Height	11' 1"	11' 0"	11' 1"	11' 1"	11' 1"	11' 1"	11' 1"	11' 1"
Exterior Width	8' 1"	8' 1"	8' 1"	8' 1"	8' 1"	8' 1"	8' 1"	8' 1"
Exterior Width (Slides Out)	11' 3"	9' 11"	11' 3"	9' 9"	11' 3"	11' 3"	11' 1"	11' 2"
Interior Height	6' 9"	6' 9"	6' 9"	6' 9"	6' 9"	6' 9"	6' 9"	6' 9"
Fresh Water Capacity (gals.)*	51	51	51	51	51	51	51	51
Gray Waste Water Capacity (gals.)	29	29	29	58	58	29	58	29
Black Waste Water Capacity (gals.)	29	29	29	29	29	29	29	29
LP Capacity (lbs.)	60	60	60	60	60	60	60	60
Tire Size	14"	14"	14"	14"	14"	14"	14"	14"
Awning Size	12'	19'	18'	21'	18'	20' 6"	20'	21'

\*Includes water heater

\*\*Specifications, weights, measurements, and capacities above are from model year 2022 and are estimates only for model year 2023. Actual specs, weights, measurements, and capacities may be different for model year 2023 than what is listed above. For the most up-to-date model year 2023 specs, please speak with your local Starcraft dealer, visit <http://www.StarcraftRV.com>, and check the yellow sticker on the door of your Starcraft RV before purchasing, operating, and towing the RV.

Learn more about our standard features and full options packages at [StarcraftRV.com](http://StarcraftRV.com)

### LOCAL DEALER INFO

**STARCRRAFT**  
 Starcraft RV – Part of the Jayco Family of Companies  
 903 S. Main Street  
 Middlebury, IN 46540 USA  
 (800) 945-4787

Unloaded Vehicle Weight (UJV): Sometimes referred to as "Dry Weight," UJV means the typical weight of this trailer as built at the factory. The UJV, as used in product literature and other promotional materials, does not include cargo, fresh water, propane, options or dealer-installed accessories. Hitch Weight (HW): The hitch weight, as used in product literature and other promotional materials, does not include cargo, fresh water, propane gas, options or dealer-installed accessories. The addition of these types of items will either add to or subtract from the stated hitch weight. It is important for your safety and enjoyment that your tow vehicle be adequately sized and equipped to tow and handle the GVWR of the RV you select. Review weights and rating of your tow vehicle and consult a competent advisor for questions or advice. Whether you are new to RVing or a veteran, get a feel for the performance of your tow vehicle before heading out on the roadways. When you tow an RV, you must drive differently than when you drive a single vehicle. Practice hooking up, driving, backing up and braking in a safe environment or seek out professional instruction. Starcraft affixes a weight label to each RV which lists weight information for that vehicle. See specifications chart on the respective pages of this brochure.

Starcraft RV | 903 S. Main Street | Middlebury, IN 46540 | See dealer for further information and prices. All information in this brochure and on [www.StarcraftRV.com](http://www.StarcraftRV.com) is the latest available at the time of publication approval. Starcraft RV reserves the right to make changes and to discontinue models without notice or obligation. Photography may show optional equipment or props used for decoration purposes only. RVs built for sale in Canada may differ to conform to Canadian codes. Starcraft and the S are registered trademarks of Jayco, Inc. Printed in U.S.A. 2032613.2023

